



Pupil Book 3

# Vocabulary, Grammar and Punctuation

Author: Abigail Steel

William Collins' dream of knowledge for all began with the publication of his first book in 1819. A self-educated mill worker, he not only enriched millions of lives, but also founded a flourishing publishing house. Today, staying true to this spirit, Collins books are packed with inspiration, innovation and practical expertise. They place you at the centre of a world of possibility and give you exactly what you need to explore it.

Collins. Freedom to teach.

Published by Collins  
An imprint of HarperCollins*Publishers*  
The News Building  
1 London Bridge Street  
London  
SE1 9GF

Browse the complete Collins catalogue at <b><a href="http://www.collins.co.uk">www.collins.co.uk</a></b>
---

© HarperCollins*Publishers* Limited 2015

10 9 8 7 6 5 4 3 2 1

ISBN 978-0-00-813334-4

The author asserts her moral right to be identified as the author of this work.

All rights reserved. No part of this publication may be reproduced, stored in a retrieval system, or transmitted in any form or by any means, electronic, mechanical, photocopying, recording or otherwise, without the prior written permission of the Publisher or a licence permitting restricted copying in the United Kingdom issued by the Copyright Licensing Agency Ltd., 90 Tottenham Court Road, London W1T 4LP.


British Library Cataloguing in Publication Data  
A Catalogue record for this publication is available from the British Library

Edited by Hannah Hirst-Dunton  
Cover design and artwork by Amparo Barrera  
Internal design concept by Amparo Barrera  
Typesetting by Jouve India Private Ltd  
Illustrations by Beatriz Castro, Aptara and QBS

Printed in Italy by Grafica Veneta S.p.A.

# Contents

	Page
<b>Vocabulary</b>	
Unit 1: Using a dictionary	4
Unit 2: Guide words	6
Unit 3: Root words	8
Unit 4: Nouns with prefixes	10
Unit 5: Word families	12
<b>Grammar</b>	
Unit 1: Parts of a sentence (verbs)	14
Unit 2: Parts of a sentence (nouns and adjectives)	16
Unit 3: Pronouns to avoid repetition (1)	18
Unit 4: Pronouns to avoid repetition (2)	20
Unit 5: The present perfect tense	22
Unit 6: Conjunctions (1)	24
Unit 7: Conjunctions (2)	26
Unit 8: Adverbs (1)	28
Unit 9: Adverbs (2)	30
Unit 10: Prepositions of place	32
Unit 11: Prepositions of time	34
Unit 12: A or an?	36
<b>Punctuation</b>	
Unit 1: Final punctuation	38
Unit 2: Capital letters	40
Unit 3: Apostrophes for possession	42
Unit 4: Speech marks (1)	44
Unit 5: Speech marks (2)	46



## Using a dictionary

You can use a **dictionary** to find the meanings of words and to check their spellings. The words in dictionaries are in **alphabetical order**.

- For the word **bed**:

**bed** noun

a piece of furniture used for sleeping

(plural **beds**)



### Get started

Put these words into alphabetical order. One has been done for you.

1. milk, bread, eggs, cheese

Answer: *bread, cheese, eggs, milk*

2. lion, tiger, elephant, giraffe
3. apples, oranges, bananas, grapes
4. jump, run, dance, spin
5. book, tablet, newspaper, magazine
6. cow, sheep, dog, horse
7. netball, hockey, cricket, rugby
8. pencil, ruler, eraser, notebook



## Try these

Put these words into alphabetical order. One has been done for you.

1. clown, cracked, careful, comedy

Answer: *careful, clown, comedy, cracked*

2. break, ball, bounce, bone
3. gnome, gate, great, garden
4. jewel, jam, jump, judge
5. pretty, perhaps, proper, photograph
6. heavy, heart, home, happy
7. trunk, terror, terrified, tackle
8. sofa, soda, tap, soap



## Now try these

Read the sentences and look up the underlined words in a dictionary. Then follow the instruction in each sentence.

1. Draw a feline.
2. Draw a jubilant face.
3. Draw an oblong.
4. Draw something you could find in a menagerie.
5. Write what is contrary to **good**.
6. Write three words that show the use of alliteration.



## Guide words

In a dictionary there are usually two **guide words** at the top of each page. They tell you the first word and the last word on that page. They help you to find words more quickly and easily, because all of the words on each page are the guide words themselves or come between the two guide words **alphabetically**.


- The word **accident** comes between the guide words **absorb** and **accordion**.
- The word **no** comes between the guide words **night** and **nutrition**.
- The word **related** comes between the guide words **rare** and **repair**.



## Get started

Match each word to the guide words that would be at the top of its dictionary page. One has been done for you.

- |             |                                  |
|-------------|----------------------------------|
| 1. cash     | a) pour – prance                 |
| 2. mermaid  | b) eject – elf                   |
| 3. anchor   | c) mention – mess                |
| 4. elephant | d) developing – different        |
| 5. protect  | e) <i>cart</i> – <i>castaway</i> |
| 6. powder   | f) chip – clean                  |
| 7. diagonal | g) amusement – anger             |
| 8. clamp    | h) propel – protect              |



## Try these

Write out three words that could be on a dictionary page showing these guide words. Give the words in alphabetical order. One has been done for you.

1. game – grow

*get, ghastly, grab*

2. ham – huge

3. map – mug


4. paper – practice

5. sit – strain

6. take – toad

7. electric – eye

8. alternative – author



## Now try these

Look up each word in a dictionary and write down the guide words on its page.

1. train


2. rabbit

3. sew

4. politics

5. baffle

6. hotel





Pupil Book 3

# Spelling

Author: Chris Whitney



William Collins' dream of knowledge for all began with the publication of his first book in 1819. A self-educated mill worker, he not only enriched millions of lives, but also founded a flourishing publishing house. Today, staying true to this spirit, Collins books are packed with inspiration, innovation and practical expertise. They place you at the centre of a world of possibility and give you exactly what you need to explore it.

Collins. Freedom to teach.

Published by Collins  
An imprint of HarperCollins*Publishers*  
The News Building  
1 London Bridge Street  
London  
SE1 9GF

Browse the complete Collins catalogue at <b><a href="http://www.collins.co.uk">www.collins.co.uk</a></b>
---

© HarperCollins*Publishers* Limited 2015

10 9 8 7 6 5 4 3 2 1

ISBN 978-0-00-813340-5

The author asserts her moral right to be identified as the author of this work.

All rights reserved. No part of this publication may be reproduced, stored in a retrieval system, or transmitted in any form or by any means, electronic, mechanical, photocopying, recording or otherwise, without the prior written permission of the Publisher or a licence permitting restricted copying in the United Kingdom issued by the Copyright Licensing Agency Ltd., 90 Tottenham Court Road, London W1T 4LP.

British Library Cataloguing in Publication Data  
A Catalogue record for this publication is available from the British Library

Edited by Jessica Marshall  
Cover design and artwork by Amparo Barrera  
Internal design concept by Amparo Barrera  
Typesetting by Jouve  
Illustrations by Beatriz Castro, Jacqui Davis, Eva Morales, Dante Ginevra, David Pavon, Aptara and QBS


Printed in Italy by Grafica Veneta S.p.A.

Pupil Book 3

# Spelling

# Contents

	Page
Unit 1: Adding suffixes beginning with vowels to words of more than one syllable	6
Unit 2: The i sound spelled y	8
Unit 3: The u sound spelled ou	10
Unit 4: The prefixes dis- and mis-	12
Unit 5: The prefixes in-, ir-, im- and il-	14
Unit 6: The prefixes re- and inter-	16
Unit 7: The prefixes sub- and super-	18
Unit 8: The prefixes anti- and auto-	20
Unit 9: The suffix -ation	22
Unit 10: Adding the suffix -ly to words ending with y	24
Unit 11: The pattern -sure as in measure	26
Unit 12: The endings -ture and -cher	28
Unit 13: The ending -sion	30
Unit 14: The suffix -ous	32
Unit 15: The endings -tion, -sion, -ssion and -cian	34
Unit 16: The k sound spelled ch	36
Unit 17: The sh sound spelled ch	38
Unit 18: The sound k spelled -que and the sound g spelled -gue	40
Unit 19: The sound s spelled sc	42
Unit 20: The sound ay spelled ei, eigh and ey	44
Unit 21: The possessive apostrophe with plural words	46
Unit 22: Homophones and near-homophones (1)	48
Unit 23: Homophones and near-homophones (2)	50
Unit 24: Homophones and near-homophones (3)	52
Unit 25: Homophones and near-homophones (4)	54



# Adding suffixes beginning with vowels to words of more than one syllable

When you add a suffix starting with a vowel to a word of more than one syllable that ends in a vowel and a consonant, the spelling rule depends on whether the last syllable is stressed or not. If the last syllable is stressed, double the final consonant. For example: **garden + er = gardener**, but **begin + er = beginner**.



## Get started

Copy and complete the chart by sorting these words into two groups. One has been done for you.

- |             |              |
|-------------|--------------|
| 1. listened | 2. listener  |
| 3. gardener | 4. forgotten |
| 5. watering | 6. gardening |
| 7. beginner | 8. upsetting |



Consonant not doubled	Consonant doubled
<i>listened</i>	

## Try these

Copy and complete the sentences, then underline the misspelled word in each sentence. One has been done for you.

1. Janice prefered chocolate to ice-cream.
2. Ada had forgotten to buy a card for her mum.
3. Danu's teacher is transferring him from Class 1 to Class 2.
4. Kay was begining to enjoy tennis.
5. Ms Hardcastle presentted the school prizes.



## Now try these

Copy and complete the sentences by choosing the correct spelling of each word. One has been done for you.

1. Max knew that he should not be throwing the grapes! (throwwing / throwing)
2. It was \_\_\_\_\_ for us to go into the forest by the school. (forbidden / forbiden)
3. Frida \_\_\_\_\_ carefully to the teacher's instructions. (listenned / listened)
4. Jo \_\_\_\_\_ not joining the cricket team at the start of term. (regreted / regretted)
5. Hanes enjoyed playing the flute, but he was only a \_\_\_\_\_. (beginner / begginer)




## The i sound spelled y

In some words, the letter **y** is said as if it were an **i**.  
For example, the **y** in gym sounds like the **i** in rim.  
Here are some other words that follow this pattern:

- syrup
- crystal

For these words, we spell the **i** sound with a letter **y**.





### Get started

Copy the words, then underline the **i** sound spelled **y**. One has been done for you.

1. gym
2. myth
3. syrup
4. Egypt
5. crystal
6. pyramids
7. oxygen
8. typical

*gym*



## Try these

Copy and complete the sentences, then underline the words in which the i sound is spelled y. One has been done for you.

1. I poured some syrup onto my porridge.
2. My brother was pulling a funny face in the picture – it was typical of him!
3. Sal came up from underwater and took a big breath of oxygen.
4. The house with the yellow door was mysterious and old.
5. The glittering crystal glasses were on a silver tray.
6. Naveed's family is flying all the way to Egypt on holiday.

## Now try these

Copy and complete the sentences by choosing the correct spelling of each word. One has been done for you.

1. The doctor asked me about my symptoms. (simptoms / symptoms)
2. The story was about a \_\_\_\_\_ beast with wings. (mythical / mithical)
3. Carin's jumper has the school \_\_\_\_\_ on it. (symbol / simbol)
4. Jeremy was always \_\_\_\_\_ in the shower! (singing / synging)
5. The distant land was ruled by a cruel \_\_\_\_\_. (king / kyng)

