

Contents

1. **At the zoo** 2
 2. **How many?** 6
 3. **Colouring in** 10
 4. **What do you look like?** 14
 5. **Singular or plural?** 18
 6. **At the circus** 22
 7. **My clothes** 24
 8. **Where?** 30
 9. **What are you doing?** 34
 10. **From head to toe** 38
- Answers** 41

1



Let's go to the zoo!

Song: Listen and sing!



Track 1

Come on, let's go to the zoo!

Me and you, to the zoo?

We'll see ... a chimpanzee!

A chimpanzee?


At the zoo, me and you.

Come on, let's go to the zoo!

We'll see ... a chimpanzee,
a kangaroo ...

At the zoo, me and you.



Come on, let's go ...



Listen and stick.



Track 2



Complete and draw lines.

croc *o*... d *i*... le

k ngaro



l n

..... ipp

g ra e

t ge

el ph nt



Close-up!

Put your hands on your tummy and say Hello!
Your tummy will move.

Put a mirror in front of your mouth and say Hello!
You will see steam.



I'm a hero!



Say these words correctly.

hippo

hamster

hero

h

hat

horse

Word search: How many animals can you find?



c	l	t	s	t	n	n	c	w	a
h	i	i	f	i	u	s	e	e	h
i	a	g	o	y	u	r	t	a	c
m	g	e	n	n	n	d	t	e	l
p	c	r	o	c	o	d	i	l	e
a	e	l	e	p	h	a	n	t	e
n	n	n	o	n	s	i	t	e	l
z	n	g	i	r	a	f	f	e	f
e	v	h	n	i	n	h	o	h	n
e	k	a	n	g	a	r	o	o	o



Close-up!

We say elephant not elephant. Listen to Track 2 again. Tick the correct words.


- | | | | |
|--------------------------|-----|-----------------------|-----|
| 1. a) <u>e</u> lephant | (✓) | b) eleph <u>an</u> t | (✗) |
| 2. a) <u>h</u> ippo | () | b) <u>h</u> ippo | () |
| 3. a) <u>g</u> iraffe | () | b) <u>g</u> iraffe | () |
| 4. a) <u>c</u> himpanzee | () | b) <u>c</u> himpanzee | () |
| 5. a) <u>k</u> angaroo | () | b) <u>k</u> angaroo | () |
| 6. a) <u>t</u> iger | () | b) <u>t</u> iger | () |
| 7. a) <u>l</u> ion | () | b) <u>l</u> ion | () |

Answers

Unit 1

Page 4
 kangaroo
 lion
 hippo
 giraffe
 tiger
 elephant

Page 5



Page 5

2. b 3. b 4.a 5.b 6.a 7. a

Unit 2

Page 8

eight bones seven bones two bones
 nine bones three bones

tree two toy tooth
 shoe sister six snake
 friend father fox five
 elephant eight egg envelope
 nine new nice number
 on onto one over

Page 9

Children draw candles on the cakes.
 James - seven (7) candles
 Alice - six (6) candles
 Mia - three (3) candles
 Charlotte - eight (8) candles
 Oliver - ten (10) candles

Unit 3

Page 11

1. red and yellow kite
 2. blue and green kite
 3. black and white kite
 4. pink and grey kite
 5. blue and yellow kite
 6. green and red kite

Page 12

a cake
 an egg
 a balloon
 an elephant
 a bird
 an apple

Unit 4

Page 15

2. Lucy
 3. Jack
 4. Harry
 5. Thomas
 6. Charlotte

Page 16 and 17

1. green chameleon with pink tongue
 2. pink chameleon
 3. yellow chameleon
 4. blue chameleon
 5. green chameleon

Unit 5

Page 18

1. one hippo
 2. five monkeys
 3. three crocodiles

Page 19

1. two balloons
 2. eight elephants
 3. four frogs
 4. three apples
 5. four flowers

Page 20

man - men, foot - feet, knife-knives,
 leaf-leaves, child-children

Page 21

1. scarves
 2. mice
 3. families
 4. fish

1	child	children
2	foot	feet
3	mouse	mice
4	wolf	wolves
5	leaf	leaves
6	lady	ladies
7	butterfly	butterflies
8	fish	fish

Unit 6

Page 23

1. She swings on the trapeze.
 2. He makes people laugh.
 3. He juggles balls.
 4. She does acrobatics.
 5. She walks on a tightrope.

Unit 7

Page 24

1. coloured pink 2. blue 3. coloured
 yellow 4. coloured grey 5. coloured
 blue 6. green 7. coloured blue
 8. red 9. coloured red 10. blue
 11. orange 12. coloured black

Page 25

1. white trainers
 2. boots coloured in brown
 3. slippers coloured in pink
 4. purple wellington boots
 5. yellow slippers

The colour is before/after the clothes.

1. trainers
 2. school shoes
 3. wellington boots
 4. snow boots
 5. slippers
 6. flippers