



Name _____

Draw two things the princess and the frog could do together.




Cut out the pictures.

Stick them in the right order to tell the story.



The Pied Piper of Hamelin

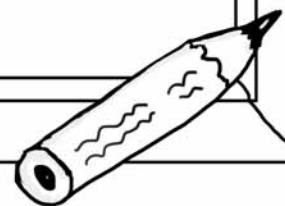
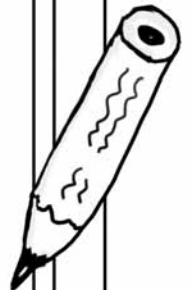
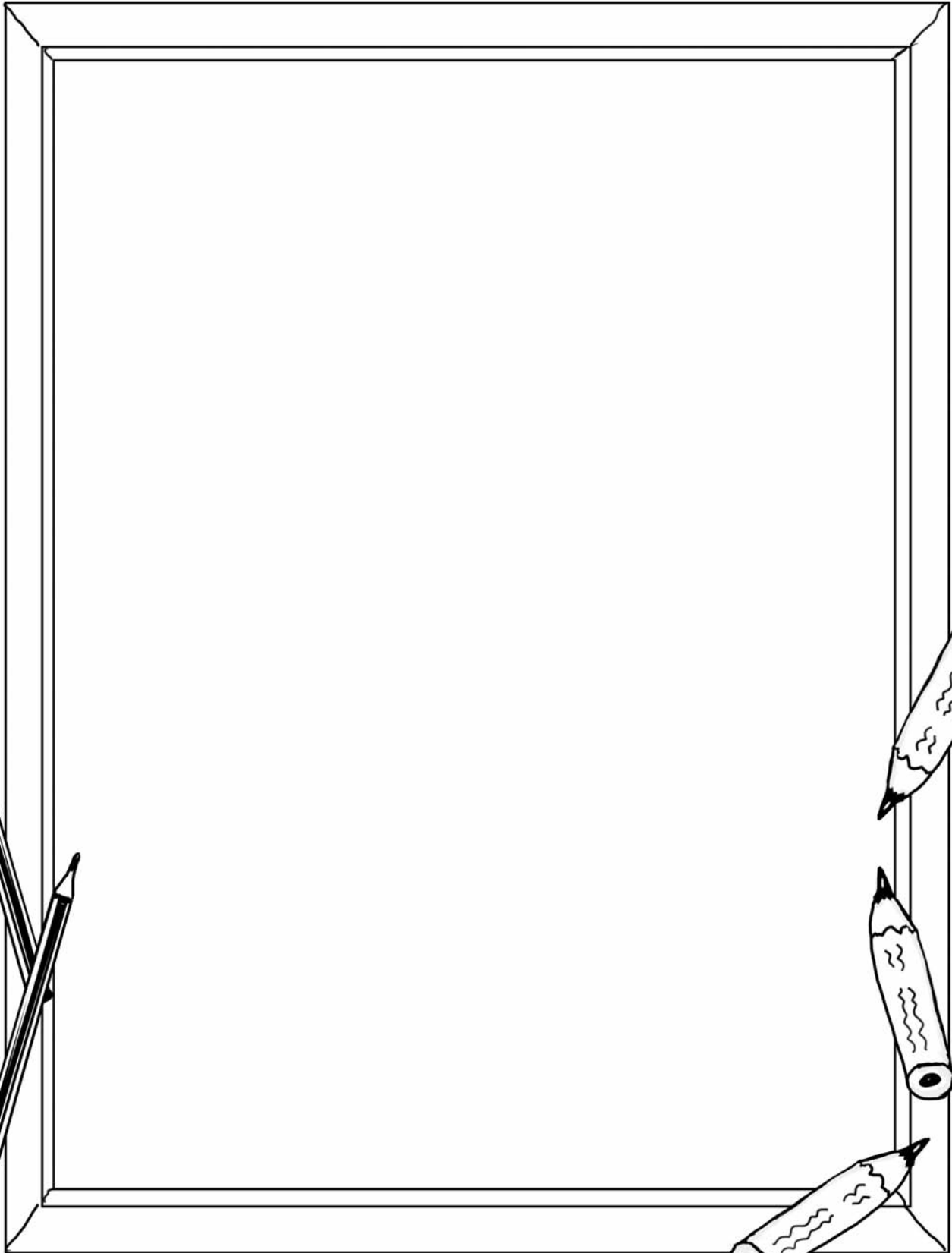
Learning objective: Retell narratives in the correct sequence.



Name _____



Draw a picture of yourself.



This is Me!

Learning objective: Show interest in illustrations.

© HarperCollinsPublishers 2012. This page may be photocopied for use in the classroom.

Name _____

Tick the items you would use to make a maraca.
Draw your maraca.



pasta




stickers



paper



paint



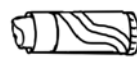
pots



tape



glitter



glue



feathers



scissors


My maraca



Name _____



Draw a picture of yourself walking in your favourite place and finish the sentence.



I like walking in _____.

Walking and Walking

Learning objective: Show interest in illustrations; Begin to form simple sentences.

© HarperCollinsPublishers 2012. This page may be photocopied for use in the classroom.



Name _____

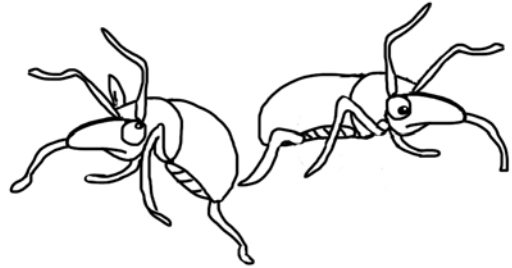


Choose a word from the box below and fill in the gaps. Draw and label what the frog could eat next.



one snail

two _____



three _____

four spiders



five _____

six _____

beetles

spiders

snails

flies


worms

Yum!

Learning objective: Write things such as labels and captions.

© HarperCollinsPublishers 2012. This page may be photocopied for use in the classroom.

Draw a picture of yourself in your favourite clothes.
Add labels using the words in the box below.



hat

top

coat

shoes

dress

trousers

Getting Dressed

Learning objective: Write things such as labels and captions.

Fill in the gaps to complete the words.



Sm ___ ll teeth

Teeth gr _____



B ___ g teeth

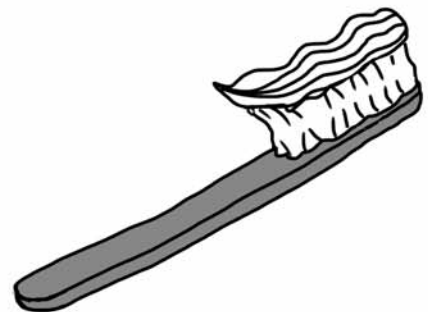
Teeth b ___ t ___



Teeth _____ ew



Cl _____ n teeth

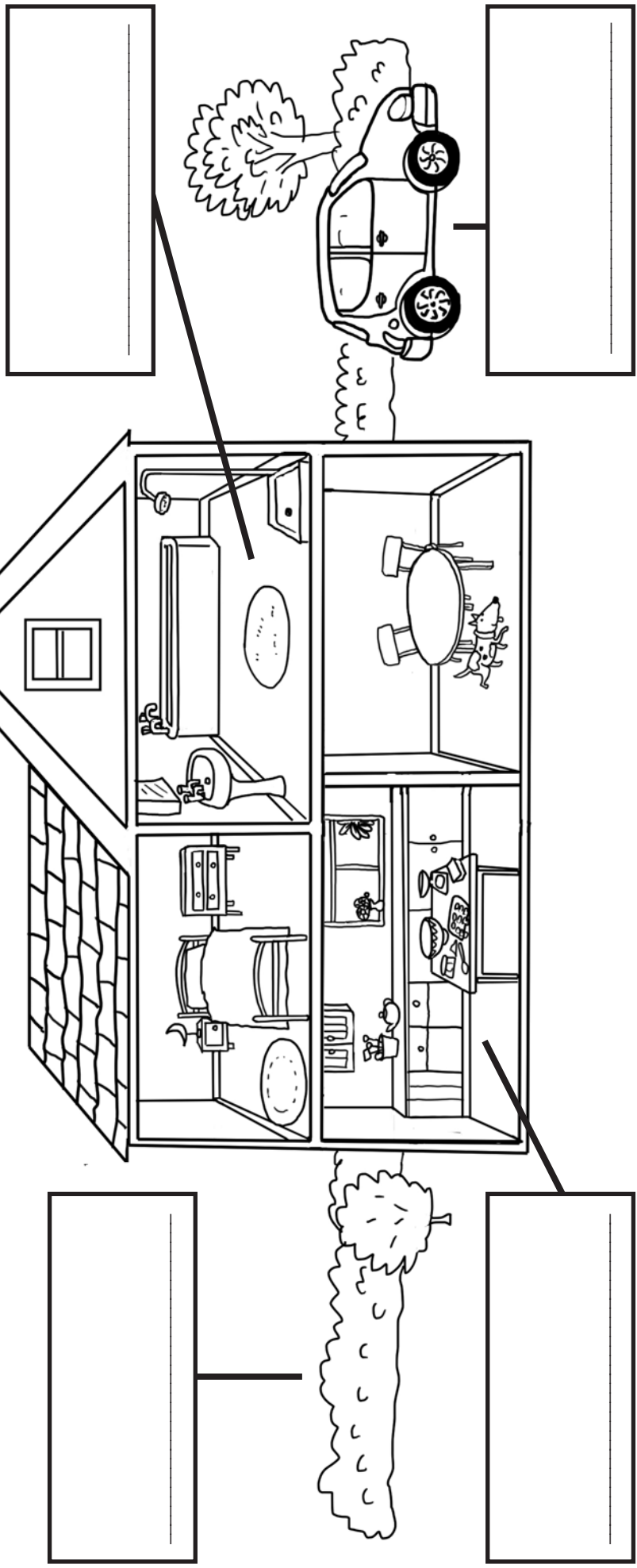


Teeth

Learning objective: Attempt writing for different purposes, using features of different forms such as lists, stories and instructions.

Name _____

Label where you can help at home.
Use the words in the box below.



car kitchen bathroom garden

Fill in the gaps using the words in the box.

rain umbrellas clouds a puddle



I can see _____.

I can see _____.



I can see _____.

I can see _____.



Splash!

Learning objective: Retell narratives in the correct sequence, drawing on language patterns of stories.


Draw lines to match each picture with its name.




deer



bat



forest



owl




fox

In the Forest

Learning objective: Show an understanding of how information can be found in non-fiction texts to answer questions about where, who, why and how.

Name _____




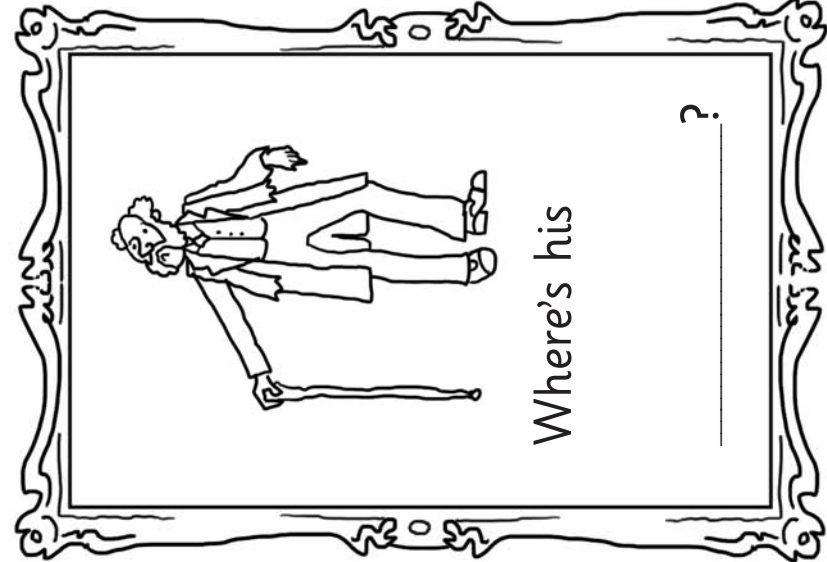
What's in this scrapbook? Label it using the words in the box.
Draw one of your own pictures and label it.



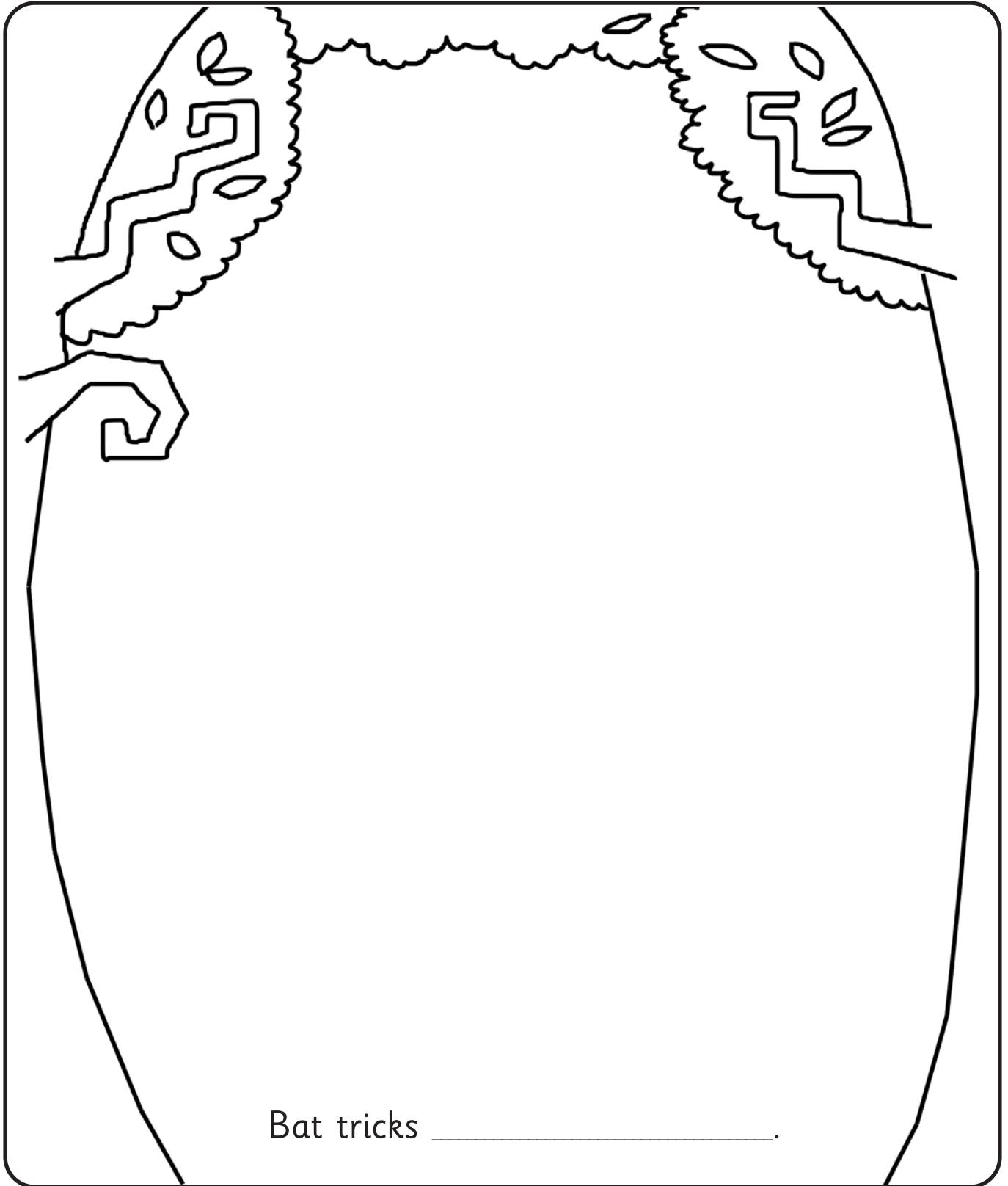
flower leaf bee robin

Name _____

Write down what the man is missing in each picture.



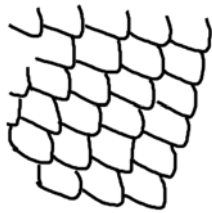
Draw another animal that Bat scared in the woods.
Finish the sentence.



Join up the pictures with the name of the coat.



snake




duck



bear



tortoise



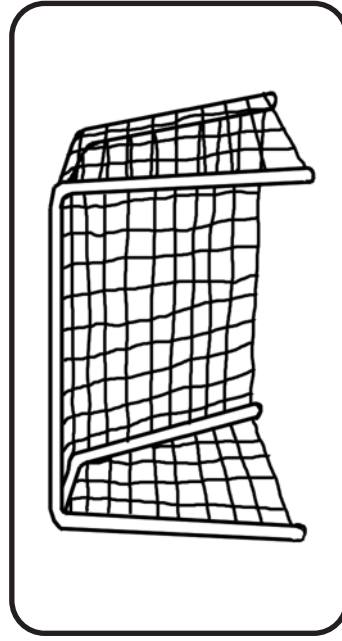
human

Animal Coats

Learning objective: Show an understanding of how information can be found in non-fiction texts to answer questions about where, who, why and how.

Name _____

Draw and label the things you need to play a game of football.




goal

Finish the story by drawing and writing.


The _____ jumped
on the _____.



The lion let the mouse go.



The mouse saw _____
caught in a _____.




The mouse bit the net
and helped the lion free.



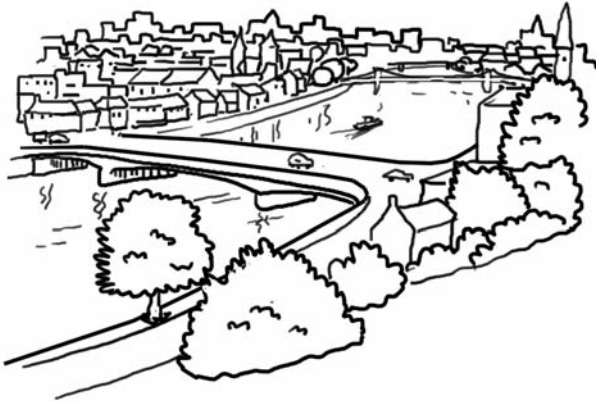
Name _____

Match the birds with what they can do.
Use the words in the box below.



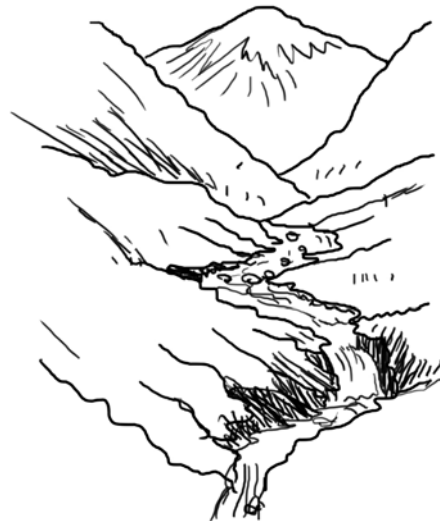
run dive hoot talk slide

Label each picture using the words at the bottom of the page.
Then cut out the pictures and put them in the right order.









into the sea
to the city

the beginning
down the mountain

River Journey

Learning objective: Show an understanding of how information can be found in non-fiction texts to answer questions about where, who, why and how.

Label each box using the words at the bottom of the page.
Then cut out the pictures and put them in the correct order.











yesterday was my
first day at school

a month ago I
moved house

two weeks ago I
fell off my bike

three weeks ago it
was my birthday

last week I
went shopping

Write down a word that rhymes with each word.

top

flat



get

me




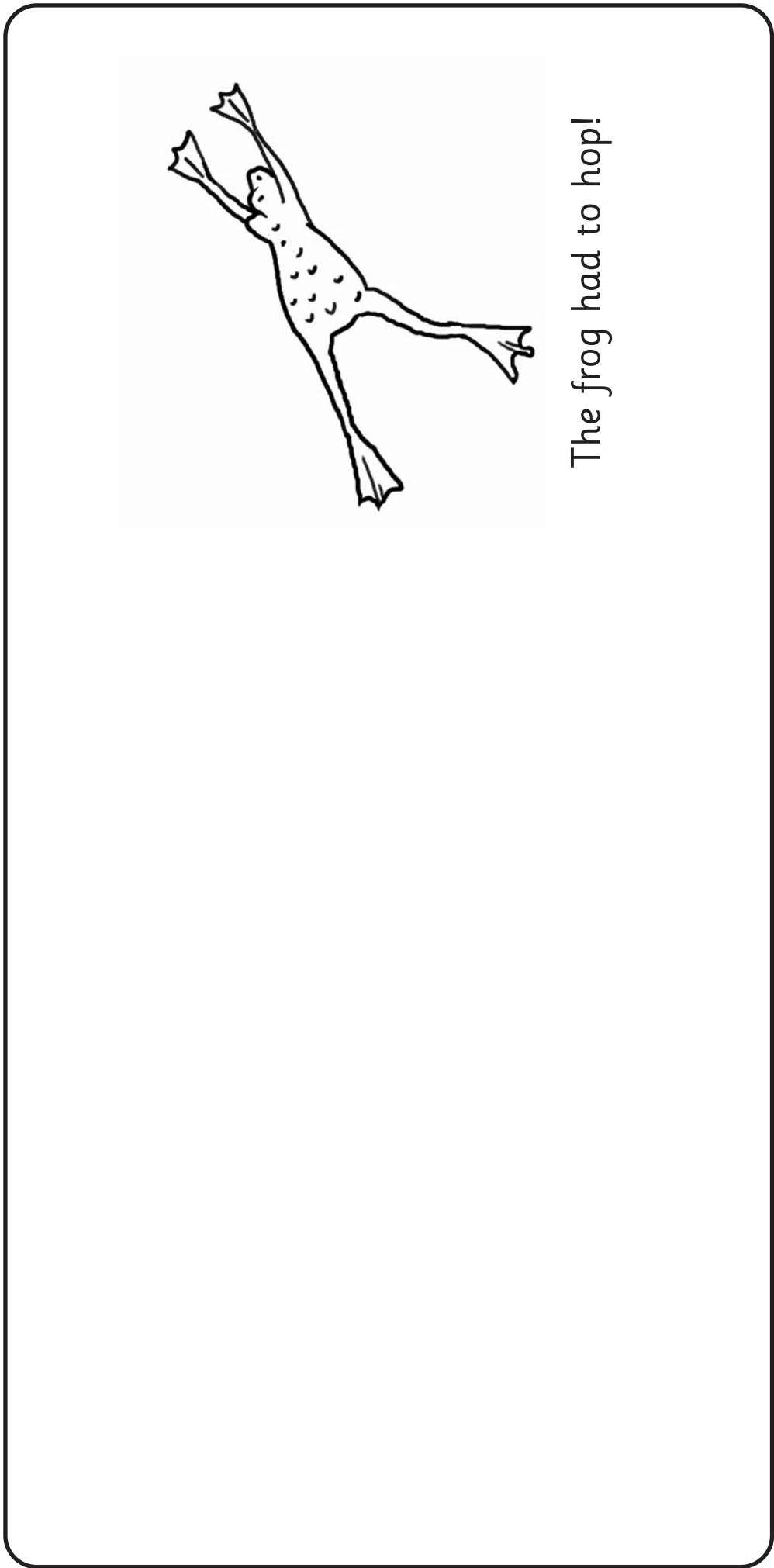
days

down



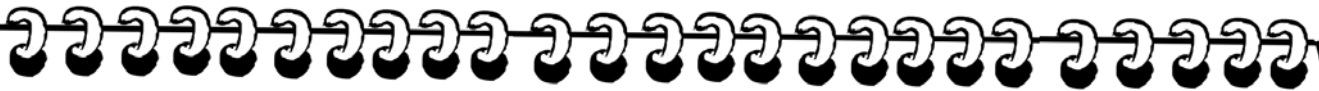
Name _____

In the space provided, draw another animal that frog had to hop away from.



The frog had to hop!

Tick the boxes to fill in the quiz.



Helper bird quiz



Where does the helper bird live?

England

America

Africa

What does the helper bird like to eat?

ticks

grass

flowers

What happens to big animals when ticks bite them?

they start eating

it makes them itch

they start running

Which animal does the helper bird protect zebras and buffalos from?

lions

rats


bears

Helper Bird

Learning objective: Find interesting words and specific information from simple text.

Name _____


Fill in the blank spaces using the words at the bottom of the page.




good at _____



good at _____



good at _____



good at _____

seeing


hunting

hearing

feeling

Design a “lost” poster for Penguin.

Have you seen this penguin?



He was last seen _____

Please contact _____ if you see him.

The Lonely Penguin

Learning objective: Create short, simple texts on paper and on screen which combine words with images.

Complete the poster.

Music Concert




Come and see Tod and class 1a.

Date: _____



Time: _____

Who is playing?



_____ on the _____



_____ on the _____



_____ on the _____

_____ on the _____


Fill in the fact file about things that change as you grow.

What changes?	How does it change?	Draw a picture of it
eyes	changes colour	
height		
	gets longer	
teeth		


Growing and Changing

Learning objective: Draw together ideas and information from across a whole text using simple signposts in the text.


Draw something you might recycle inside the bins below.




plastic



metal



glass



paper

Recycling

Learning objective: Convey information and ideas in simple non-narrative forms.

© HarperCollinsPublishers 2012. This page may be photocopied for use in the classroom.